

HYDRAULIC COUPLINGS
HYDRAULIK KUPPLUNGEN

SERIE 126



Temperature Range - Temperaturbereich
-10 °C +150 °C (+14 °F +302 °F)

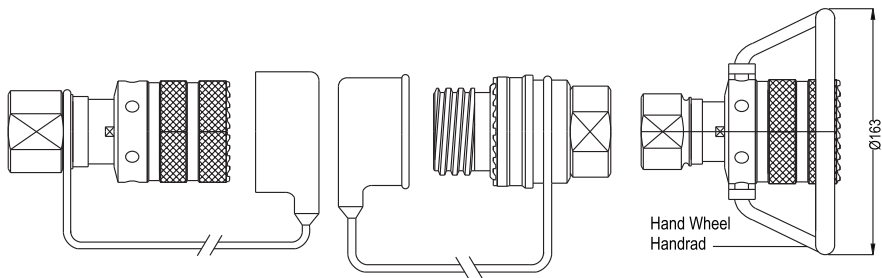
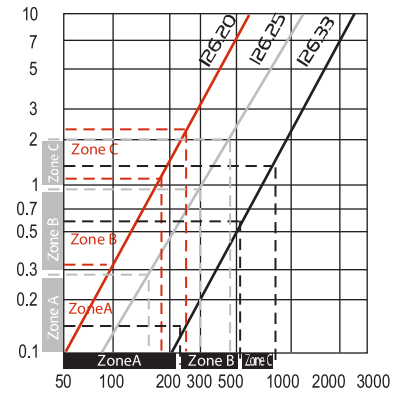
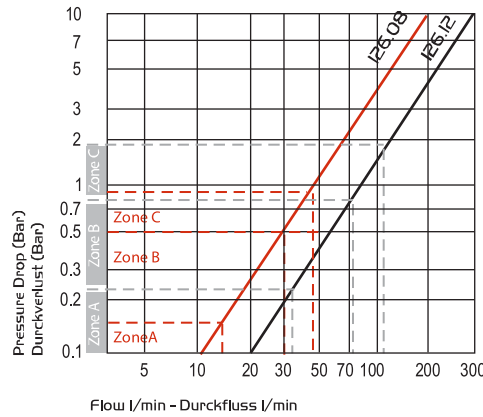
Working Pressure - Betriebsdruck- H4 Serie
126.08 serie 500 bar (7250 PSI) 750 bar (10875 PSI)
126.12 serie 500 bar (7250 PSI) 750 bar (10875 PSI)
126.20 serie 500 bar (7250 PSI) 750 bar (10875 PSI)
126.25 serie 500 bar (7250 PSI) 750 bar (10875 PSI)
126.33 serie 500 bar (7250 PSI) 750 bar (10875 PSI)

Options - Optionen
Coloured Metal Cap
Available for 126.08 to 126.25

For optional orders please add the symbol of your option end of the order no.
Bei Bestellungen Kennbuchstabe bitte hinzufügen (Beispiel: 110 DG 26-K-V)

KM - Colourless alü. cap
KMY - Yellow anodised cap
KMB - Blue anodised cap
KMR - Red anodised cap

Flow capacity - Nennweite
126.08 - Ø 8
126.12 - Ø 12
126.20 - Ø 20
126.25 - Ø 25
126.33 - Ø 33



Material - Material

- Coupler body - Kupplungsgrundkörper :Stainless Steel - Edelstahl
- Back Part - Hinterteil :Steel & galvanized - Stahl Verzinkt
- Screwed Locking Sleeve - Schraubverriegelung :Special steel hardened - Spezielles Stahl gehärtet
- Valve - Ventil :AISI - 420 chrome steel / AISI - 420 Chromstahl
- Springs - Federn :AISI - 302
- Seals - Dichtungen :FPM Seal Fluorocarbon (V).
- Plug - Nippel :Stainless Steel - Edelstahl
- Plug Back Part - Hinterteil Nippel :Steel & galvanized - Stahl Verzinkt
- Dust cups - Staubkappen :Delrin & chloroprene

Applications

- High pressure hydraulic circuits.
- Connection of hydraulic pumps, valves and quick tool change.
- Steel industry.
- Connection of mechanical equipment and road making.
- Plastic industry quick tool changing.
- Quick die changing on stamping presses.
- Military equipment.
- Aluminium die casting.

Specification

- Prevents accidental disconnection in vibration.
- Flat face,
- Non spill.
- Screw locking type
- High pressure.
- High flow
- 5 different sizes (Ø8, Ø12, Ø20, Ø25, Ø33)
- Hand wheel (for 126.20 & 126.25)

Anwendungen

- Hochdruck-Hydraulikkreisläufe
- Verbindung von hydraulik Pumpen und Ventile für schnellen Werkzeugwechsel.
- Stahlindustrie
- Wechsel von hydraulischen Werkzeugen
- Luft- und Raumfahrt
- Schnelles Werkzeugwechsel in der Kunststoffindustrie
- Maschinenbau: Stanzen, Schneiden, Biegen, Umformen, Formgebung, Hochdruckumformung
- Rüstungsindustrie
- Aluminium und Stahlgußanlagen

Spezifikationen

- Kein selbsttätiges, unbeabsichtigtes Entriegeln (Öffnen) durch äußere Einflüsse möglich.
- Ebene Stirnfläche
- Leckagefrei
- Kugelverriegelung
- Hochdruck
- Hoher Durchfluss
- 5 verschiedene Nennweiten
- Einkuppeln mit Hand (für 126.20 & 126.25)

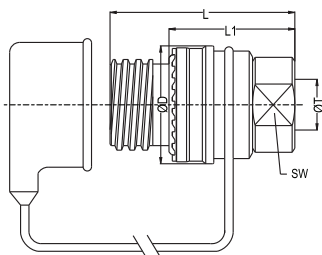


SERIE 126

HYDRAULIC COUPLINGS
HYDRAULIK KUPPLUNGEN

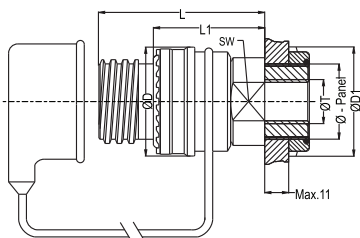


Coupler and Socket
Kupplungen



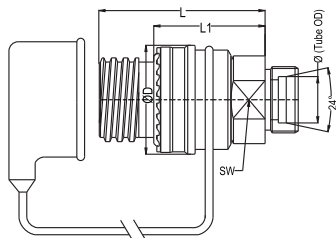
Female Threaded Sockets
Kupplung mit Innengewinde

UN Threads are ISO 11926-1
UN Gewindetyp ISO 11926-1



Panel Mounting Female Threaded Sockets
Kupplung mit Innengewinde

UN Threads are ISO 11926-1
UN Gewindetyp ISO 11926-1



Male threaded sockets for hydraulic pipes with
24° taper according to ISO 8434-1 (TYPE: S)
Kupplung mit Außengewinde mit 24° Dichtkonus (TYP:S)

Size Nennweite	Connection Anschlüsse T	Order No / Bestellnr.	ØD	L	LI	Ø	ØDI	SW
08	BSP 1/2"	126.08 DGB 21	50	75.5	49.3			32
	NPT 1/2"	126.08 NGB 21	50	75.5	45.5			32
	UNF 3/4"-16	126.08 UGB 19	50	75.5	45.5			32
12	BSP 3/4"	126.12 DGB 26	59.6	93.5	60.9			46
	NPT 3/4"	126.12 NGB 26	59.6	93.5	60.9			46
	UNF 1.1/16"-12	126.12 UGB 27	59.6	93.5	60.9			46
20	BSP 1"	126.20 DGB 33	73	110	73.6			50
	NPT 1"	126.20 NGB 33	73	110	69.5			50
	UNF 1.5/16"-12	126.20 UGB 33	73	110	69.5			56
25	BSP 1.1/4"	126.25 DGB 42	91	140.6	90.6			65
	NPT 1.1/4"	126.25 NGB 42	91	145.6	95.6			65
	UNF 1.5/8"-12	126.25 UGB 41	91	140.6	90.6			65
33	BSP 1.1/2"	126.33 DGB 48	107	152.5	95.7			80
	UN 1.7/8"-12	126.33 UGB 47	107	152.5	95.7			80
08	BSP 1/2"	1261.08 DGB 21	50	71	50	31	44	32
	NPT 1/2"	1261.08 NGB 21	50	71	50	31	44	32
	UNF 3/4"-16	1261.08 UGB 19	50	71	50	31	44	32
12	BSP 3/4"	1261.12 DGB 26	59.6	90.5	57.9	41	56	46
	NPT 3/4"	1261.12 NGB 26	59.6	90.5	61	41	56	46
	UNF 1.1/16"-12	1261.12 UGB 27	59.6	90.5	66.5	41	56	46
20	BSP 1"	1261.20 DGB 33	73	102	65.6	51	68	50
	NPT 1"	1261.20 NGB 33	73	102	65.6	51	68	50
	UNF 1.5/16"-12	1261.20 UGB 33	73	102	74.5	51	68	50
25	BSP 1.1/4"	1261.25 DGB 42	91	131	94	61	81	65
	NPT 1.1/4"	1261.25 NGB 42	91	131	94	61	81	65
	UNF 1.5/8"-12	1261.25 UGB 41	91	131	94	61	81	65
08	Ø 12 mm (OD)	126.08 EGB 20-12	50	74	44.5			32
	Ø 16 mm (OD)	126.08 EGB 24-16	50	74	44.5			32
12	Ø 16 mm (OD)	126.12 EGB 24-16	59.5	93.5	58.5			46
	Ø 20 mm (OD)	126.12 EGB 30-20	59.5	93.5	58.5			46
20	Ø 30 mm (OD)	126.20 EGB 42-30	73	108	74.5			50
25	Ø 38 mm (OD)	126.25 EGB 52-38	91	130.5	78			65

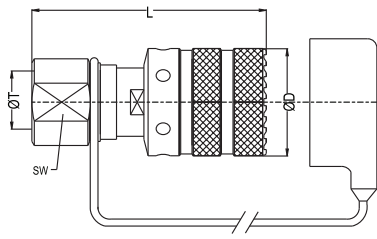
UNF Female Threads are ISO 11926-1 / UNF Innengewinde ISO 11926-1

HYDRAULIC COUPLINGS
HYDRAULIK KUPPLUNGEN

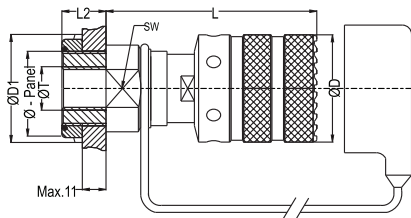
SERIE 126



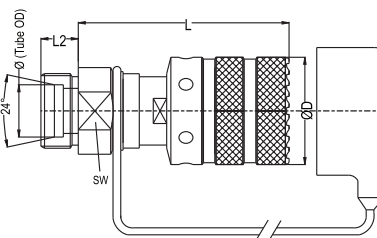
Coupler and Plugs
Nippel



Female Threaded Plug
Nippel mit Innengewinde



Panel Mounting Female Threaded Plug
Nippel mit Innengewinde Schott



Male threaded Plug for hydraulic pipes with
24° taper according to ISO 8434-1 (TYPE: S)
Nippel mit Außengewinde mit 24° Dichtkonus (TYP:S)

Size Nennweite	Connection Anschlüsse T	Order No / Bestellnr.	ØD	L	LI	Ø	ØDI	SW
08	BSP 1/2"	126.08 DUB 21	47	94.7				30
	NPT 1/2"	126.08 NUB 21	47	94.7				30
	UNF 3/4"-16	126.08 UUB 19	47	94.7				30
12	BSP 3/4"	126.12 DUB 26	57	107.1				46
	NPT 3/4"	126.12 NUB 26	57	107.1				46
	UNF 1.1/16"-12	126.12 UUB 27	57	107.1				46
20	BSP 1"	126.20 DUB 33	70	123.5				46
	NPT 1"	126.20 NUB 33	70	123.5				46
	UNF 1.5/16"-12	126.20 UUB 33	70	123.5				46
25	BSP 1.1/4"	126.25 DUB 42	88	139.7				58
	NPT 1.1/4"	126.25 NUB 42	88	137.2				58
	UNF 1.5/8"-12	126.25 UUB 41	88	139.7				58
33	BSP 1.1/2"	126.33 DUB 48	108	157.5				70
	UN 1.7/8"-12	126.33 UUB 47	108	157				70
08	BSP 1/2"	1261.08 DUB 21	47	85		31	44	35
	NPT 1/2"	1261.08 NUB 21	47	85		31	44	35
	UNF 3/4"-16	1261.08 UUB 19	47	85		31	44	35
12	BSP 3/4"	1261.12 DUB 26	57	96.1		41	56	46
	NPT 3/4"	1261.12 NUB 26	57	96.1		41	56	46
	UNF 1.1/16"-12	1261.12 UUB 27	57	96.1		41	56	46
20	BSP 1"	1261.20 DUB 33	70	107		51	68	50
	NPT 1"	1261.20 NUB 33	70	106.5		51	68	50
	UNF 1.5/16"-12	1261.20 UUB 33	70	107		51	68	50
25	BSP 1.1/4"	1261.25 DUB 42	91	131		61	81	65
	NPT 1.1/4"	1261.25 NUB 42	91	131		61	81	65
	UNF 1.5/8"-12	1261.25 UUB 41	91	131		61	81	65
08	Ø 12 mm (OD)	126.08 EUB 20-12	47	88	12			32
	Ø 16 mm (OD)	126.08 EUB 24-16	47	88	14			32
12	Ø 16 mm (OD)	126.12 EUB 24-16	57	99	14			46
	Ø 20 mm (OD)	126.12 EUB 30-20	57	99	16			46
20	Ø 30 mm (OD)	126.20 EUB 42-30	70	109	20			50
25	Ø 38 mm (OD)	126.25 EUB 52-38	88	133.5	22			65

UNF Female Threads are ISO 11926-1 / UNF Innengewinde ISO 11926-1