



SERIE 025 ■

**PNEUMATIC COUPLINGS**  
**PNEUMATISCHE KUPPLUNGEN**



SUPER FLOW **SUPERDURCHFLUSS**

**Interchangeability - Kompatibilität**  
TST 026, RECTUS 25, RECTUS 26, CEJN 320,  
PARKER PEF, JWL 520, JWL 530, Legris

**Temperature Range - Temperaturbereich**  
-20°C +100°C (-4°F +212°F)

**Working Pressure - Betriebsdruck**  
0 - 35 bar (0 - 508 PSI)

**Flow capacity - Nennweite**  
NW - 7.8

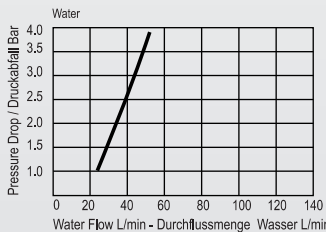
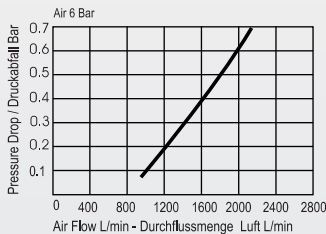
**Option - Optionen**

- F - Straight through flow - ungehinderter Durchfluss
- S - Stainless Steel - Edelstahl
- V - Viton Seal - Viton Dichtung

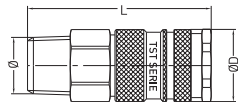
For optional orders please add the symbol of your option end of the order no.  
Bei Optionsbestellungen Kennbuchstabe bitte hinzufügen (Beispiel: 025 EG 13-K-V)

**Material - Material**

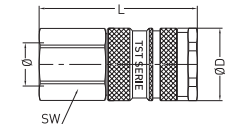
- Coupler Body - Kupplungsgrundkörper:** Brass Nickel Plated - Messing vernickelt
- Back Part - Hinterteil:** Steel Nickel Plated - Stahl vernickelt
- Sleeve - Hülse:** Steel Nickel Plated - Stahl vernickelt
- Valve - Ventil:** Brass - Messing
- Springs - Federn:** Stainless Steel - Edelstahl
- Locking O-Ring - Sprengring:** Stainless Steel - Edelstahl
- Balls - Kugeln:** Stainless Steel - Edelstahl AISI 420
- Seals - Dichtungen:** Nitrile (Ni) - NBR (Ni)
- Plug - Nippel:** Steel Nickel Plated - Stahl vernickelt



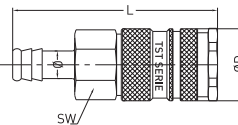
**Couplers and Plugs**  
**Kupplungen und Nippel**



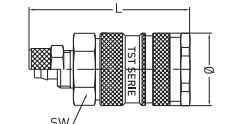
Male Thread Coupling  
Kupplung mit Aussengewinde



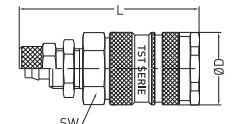
Female Thread Coupling  
Kupplung mit Innengewinde



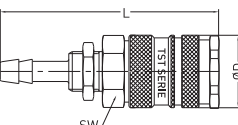
Standard Hose Barb Coupling  
Kupplung mit Schlauchtülle



Plastic Hose Coupling  
Kupplung für Kunststoffschlauch



Panel Mount Plastic Hose Couplings  
Kupplungen mit Schottverschraubung für Kunststoffschlauch



Plastic Hose Coupling With Spring  
Kupplung mit Schottverschraubung Schlauchanschluss

**Connection**  
**Anschlüsse**

**Order No**  
**Bestellnr.**

SW

L

ØD

BSPT 1/8"	025 RG 10	19	56,3	23
BSPT 1/4"	025 RG 13	19	59,3	23
BSPT 3/8"	025 RG 17	19	60,5	23
BSPT 1/2"	025 RG 21	22	54,5	23
M 14x1,5	025 EGM 14	19	59,3	23
M 16x1,5	025 EGM 16	19	59,3	23
M 18x1,5	025 EGM 18	19	60,3	23

BSP 1/4"	025 DG 13	19	54,3	23
BSP 3/8"	025 DG 17	19	54,3	23
BSP 1/2"	025 DG 21	24	56,3	23
M 14x1,5	025 DGM 14	19	53,3	23
M 16x1,5	025 DGM 16	19	53,3	23
M 18x1,5	025 DGM 18	22	53,3	23

6 mm - 1/4"	025 HG 06	19	70,3	23
8 mm - 5/16"	025 HG 08	19	70,3	23
9 mm - 5/14"	025 HG 09	19	70,3	23
10 mm - 3/8"	025 HG 10	19	70,3	23
13 mm - 1/2"	025 HG 13	19	70,3	23

6 x 8 mm - M 12x1	025 PG 06	19	61,3	23
6 x 10 mm - M 16x1	025 PG 06-4	19	64,3	23
8 x 10 mm - M 16x1	025 PG 08	19	64,3	23
8 x 12 mm - M 16x1	025 PG 08-4	19	64,3	23
9 x 12 mm - M 16x1	025 PG 09	19	64,3	23
9 x 13 mm - M 20x1.5	025 PG 09-4	21	64,3	23
11 x 16 mm - M 22x1.5	025 PG 11-5	24	65,3	23

6 mm - M12x1	025 MG 06	19	78,3	23
8 mm - M12x1	025 MG 08	19	78,3	23
10 mm - BSP 1/4"	025 MG 10	19	78,3	23

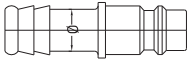
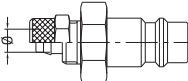
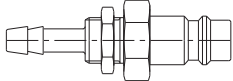
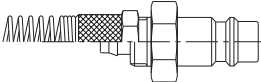
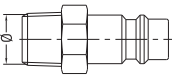
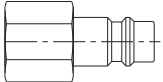
6 x 8 mm - M12x1	025 YG 06	19	140,3	23
8 x 10 mm - M16x1	025 YG 08	19	160	23
9 x 12 mm - M16x1	025 YG 09	19	160	23

**PNEUMATIC COUPLINGS**  
PNEUMATISCHE KUPPLUNGEN

**SERIE 025**

SUPER FLOW **SUPERDURCHFLUSS**



Couplers and Plugs Kupplungen und Nippel	Connection Anschlüsse	Order No Bestellnr.	SW	L
 Standard Hose Barb Plug Nippel mit Schlauchtülle	6 mm - 1/4"	025 HU 06		46
	8 mm - 5/16"	025 HU 08		46
	9 mm - 5/14"	025 HU 09		46
	10 mm - 3/8"	025 HU 10		48
	13 mm - 1/2"	025 HU 13		48
	16 mm - 5/8"	025 HU 16		48
 Plastic Hose Plug Nippel für Kunststoffschlauch	4 x 6 mm - M 10x1	025 PU 04		33
	6 x 8 mm - M 12x1	025 PU 06		33
	6 x 10 mm - M 16x1	025 PU 06-4	AA 17	42,3
	8 x 10 mm - M 16x1	025 PU 08	AA 17	42
	8 x 12 mm - M 16x1	025 PU 08-4	AA 17	42,3
	9 x 12 mm - M 16x1	025 PU 09	AA 17	42
	9 x 13 mm - M 20x1.5	025 PU 09-4	AA 17	42
	11 x 16 mm - M 22x1.5	025 PU 11-5		50
 Panel Mount Standard Hose Plug Nippel mit Schottverschraubung Schlauchanschluss	6 mm - M 12x1	025 MU 06	14	56
	8 mm - M 12x1	025 MU 08	14	56
	10 mm - M 14x1	025 MU 10	16	56
 Plastic Hose Plugs With Spring Nippel für Kunststoffschlauch mit Knickschutzfeder	6 x 8 mm - M 12x1	025 YU 04		108
	8 x 10 mm - M 16x1	025 YU 06		113
	9 x 12 mm - M 16x1	025 YU 08		136,5
		025 YU 09		136,5
 Male Thread Plug Nippel mit Aussengewinde	BSPT 1/8"	025 RU 10	13	33
	BSPT 1/4"	025 RU 13	14	37
	BSPT 3/8"	025 RU 17	17	37
	BSPT 1/2"	025 RU 21	22	43
	M 14x1,5	025 EUM 14	17	33
	M 16x1,5	025 EUM 16	17	33
 Female Thread Plug Nippel mit Innengewinde	BSP 1/8"	025 DU 10	14	32
	BSP 1/4"	025 DU 13	17	33
	BSP 3/8"	025 DU 17	19	33
	BSP 1/2"	025 DU 21	24	36
	M 14x1,5	025 DUM 14	17	33
	M 16x1,5	025 DUM 16	19	33
	M 18x1,5	025 DUM 18	22	33